

FLORIDA ATLANTIC UNIVERSITY



Fall 2023
International Student Success Series

(3) Unlocking Academic Excellence

September 15

Global FAU



Welcome to the FAU Libraries



FAU Libraries Locations:

- Boca Raton
(Building LY-3)
- Davie
(Broward College)
- Jupiter Campus
- Harbor Branch
Oceanographic
Institute



Library Services

Service Desk:

- Library account
- Assistance with library and its materials
- Borrow PC or Mac laptop and Textbook Reserves to use in the library
- Research help
- Ask for a Study Room and use other services

OWL Card:

- Your School ID & Library Card
- Swipe to enter and exit the library





Library Services

Computing Areas:

- PCs with MS Office*
- Internet Access
- WiFi

* [Get free access to the latest full version of Microsoft Office 365 through FAU for up to 5 devices](#)



Assistive technology and other special programs available on some computers.

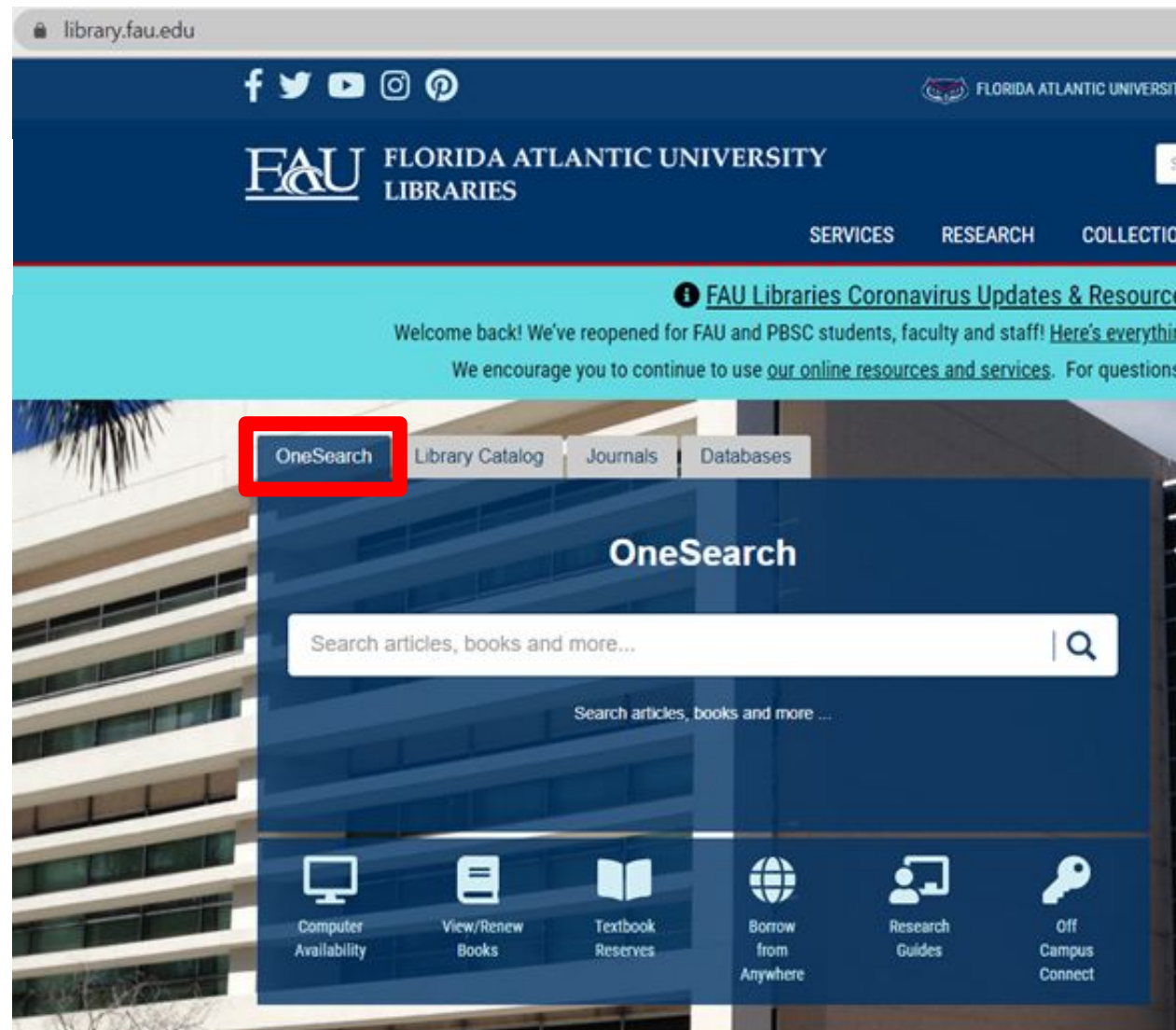


FAU Libraries Online

Available at library.fau.edu

One Search

- Find articles, books, and more!
- Searches most FAU databases at the same time.
- Good for “quick searching.”
- **Library Catalog, Journals & Databases available**
- View & renew books online





Library Services



Copiers and Printers:

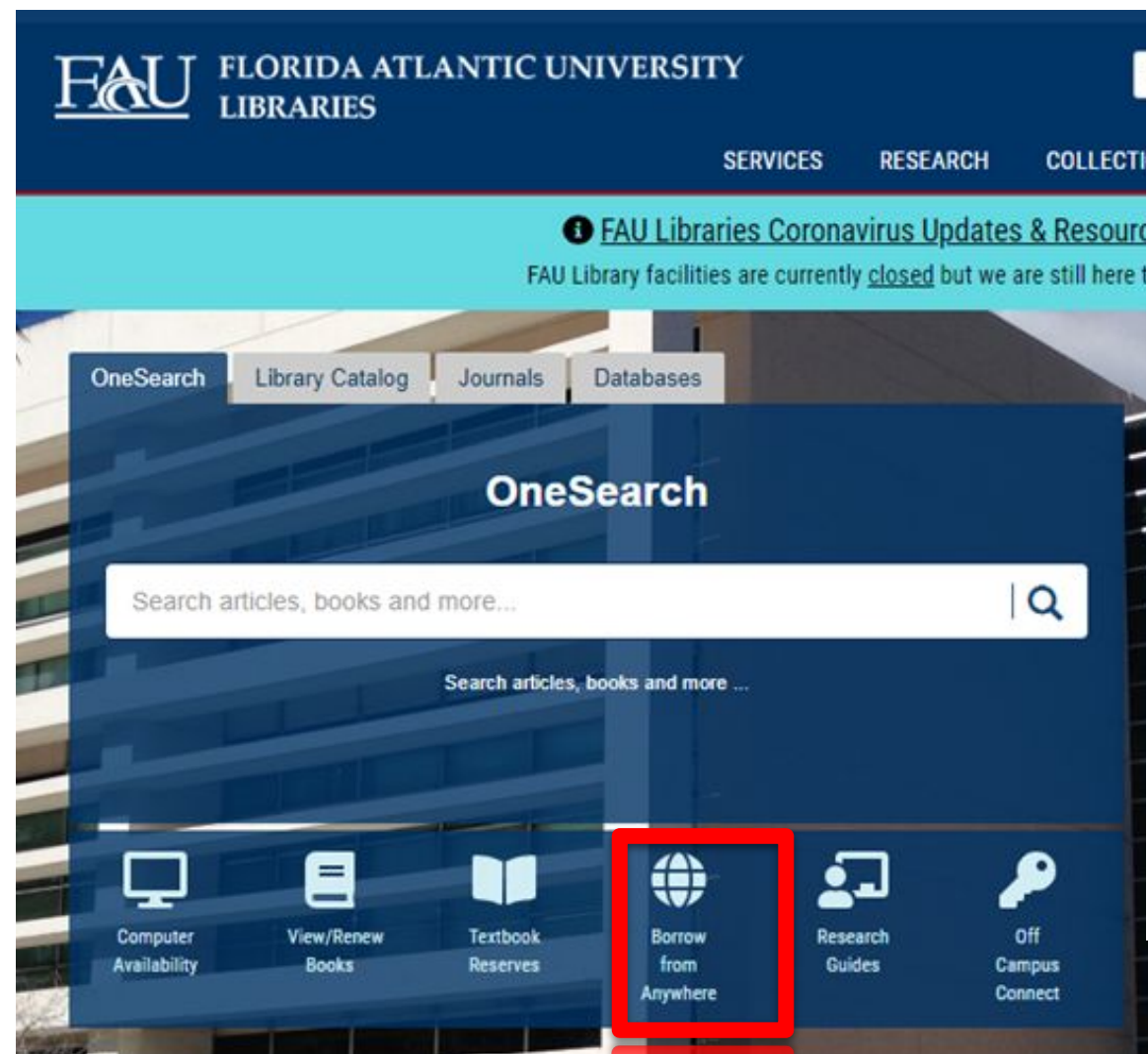
- Pay-per-use basis
- 8 cents Black/White and 30 cents Color
- Use your print account to pay
- Put money on your account with cash or at the website below
- www.fau.edu/print

Scanners are also available
(and are free to use!)



Interlibrary Loan (ILL)

- Provides books, articles, and other library materials that are not available at FAU Libraries.
- ILL also sends requested items from one FAU campus library to another.
- Make a request online through the Libraries' home page; go to the link.
- Articles are PDF documents that you can download and save.





Assistance

- Ask a Librarian:
 - Phone: 561-297-3785
 - [Chat, Email, Do-It-Yourself, Video Tutorials](#)
- Frequently Asked Questions
 - <https://answers.library.fau.edu>
- Individual Research Consultations
 - <https://tinyurl.com/consult-orient>
- Lib2Go:
 - <https://library.fau.edu/lib2go>



Research Guides 24/7

<https://libguides.fau.edu>

FAU Libraries Service Desk
561-297-6911



The Center for Teaching and Learning (CTL)


- The CTL has a variety of resources dedicated to student success:
 - The Math Learning Center
 - Tutoring for Business, Engineering, and Language courses
 - E-Success
 - The University Center for Excellence in Writing
 - The Speaking Center
- The CTL is located in the 2nd floor of the breezeway in General Classroom South (GS)





The Math Learning Center

- FREE tutoring for all undergraduate math courses
- SAM Lab: tutoring lab specifically for MAC2233: Methods of Calculus
- Queue system: Students scan a QR code at their table to raise their hand virtually to enter the queue and get help from a tutor
- Online tutoring is available on evenings and weekends – drop-in only




- Study Tips for Succeeding in Your Math Course
 - REALIZE, don't MEMORIZE – understand the process and the “why” behind it, rather than memorizing the steps
 - Practice, practice, practice!
 - Utilize the academic support resources available to you through the Math Learning Center



The Center for Learning and Student Success (CLASS)

- Our tutors have earned a strong grade in the course they tutor in and are certified through the College Reading and Learning Association.
- The Business, Engineering, Languages (BEL) lab is located in the CTL.
- The Science Learning Center (SLC)
 - Chemistry and Organic Chemistry
 - Biodiversity and Biological Principles
 - Psychology, Anatomy, Biological Bases of Behavior, and many more!
 - SLC location:



- eAcademic Support
 - Virtual tutoring
 - Virtual Academic Workshops
 - If you are experiencing WiFi connection issues/insecurity, we offer a Hot Spot Loan Program.



Supplemental Instruction (SI)

- Peer facilitated study sessions.
- At each SI session, you will be guided through course material by your SI leader who has previously taken the course.
- Students who attend SI sessions on a regular basis usually average one or more letter grades higher than those who do not attend SI sessions.
- SI program courses include:
 - Life Science
 - Chemistry
 - Organic Chemistry
 - Biodiversity/Biological Principles
 - Accounting
 - Quantitative Methods of Business
 - and more!





eSuccess Services

- Online Course Orientations
 - One-on-one consultation
 - Using the syllabus as a roadmap for success in an online course
 - Navigating the course on Canvas
 - Understanding the key differences between online and in-person courses

- Online Concierge
 - If students are lost online, eSuccess can serve as a concierge to help students find direction and navigate FAU resources.

- eSuccess Consultations
 - Resetting expectations and goals
 - Creating a new study schedule and developing academic success plans
 - Understanding and removing barriers to online academic success



What is Plagiarism?

(Professional English Language Support (PELS))

Different countries have different rules about using the writing and ideas of another author.

Plagiarism is culture-specific:

- This means that different countries have a different understandings of what constitutes plagiarism.
- For example, in China it is acceptable to use sources without citing them.

What are the rules on plagiarism in your country?

In the US, plagiarism is not considered ethical. It is like cheating or stealing....





What is Plagiarism in the USA?

Plagiarism is defined as:
"the unauthorized use or close imitation of the language and thoughts of another author and the representation of them as one's own original work" (from *Random House Unabridged Dictionary*, 2nd. Ed. (1993))

What does this mean?

- Copying "word-for-word" from a text without using quotation marks and without giving credit to the author - **(Direct Plagiarism)**
- Interweaving one's words with the words of a source – **(Patchwriting)**
- Using a source's words, changing only a few words **(Paraphrase Plagiarism)**
- Putting the ideas of a source in your own words without giving credit the author **(Paraphrase Plagiarism)**
- Re-using your work for a different course **(Self-Plagiarism)**
- Using a peer's paper, parts of a peer's paper, or ideas from a peer's paper
- Using ideas or sentences from the internet without citing them
- Using AI to help you write a paper

Can you think of any other types of Plagiarism?



What Does it mean to “Cite” or “Paraphrase”?

- “**Citing**” means putting the words of a source in quotation marks to show where the material from this source begins and ends. Include the author’s last name and page number in parenthesis.
- “**Paraphrasing**” means summarizing the ideas of an author. Paraphrasing does not require quotations marks; however, you should alert your reader to the fact that you are paraphrasing and include the author’s last name and page number in parenthesis.





How to Avoid Plagiarism

- Allow plenty of time to read the material/read multiple times
- Summarize the main claims of an article in your own words
- Highlight important passages that you might cite in your paper
- Carefully organize your notes; separate direct quotes and paraphrased material from your own idea. Always include quotation marks, author's last name and page number in your research log.
- Keep a list of all the print sources, databases, and websites you consult during your research (**Working Bibliography**)

If you don't understand what you read:

- Email your professor
- Partner with another student
- Visit the University Center for Excellence in Writing (UCEW)
- Enroll in free PELS courses for multilingual students





UCEW and PELS

FAU Libraries Introduction to Plagiarism Video

<https://youtu.be/wZttOsdDEYs>

FOR WRITING SUPPORT:

- Visit us at the University Center for Excellence in Writing (**UCEW**) for one-on-one tutoring. To make an appointment go to www.fau.edu/ucew
- **PELS** (Professional English Language Support) offers free 7-week courses and workshops for multilingual students. To find out more please visit www.fau.edu/pels






Six Ps of Speech Anxiety



- Picture



- Passion



- Paradigm Shift



- Physical



- Perform/Practice



Navy Seals Parasympathetic Nerve Reset

- Breathe in through your nose for 4–6 seconds
- Hold your breath in for 4–6 seconds
- Breathe out through your nose for 4–6 seconds
- Hold your breath out for 4–6 seconds
- Repeat for 5–10 minutes
- Variation: Rotate nostrils





Have a clear beginning, middle, and end

Beginning	Middle	End
<ul style="list-style-type: none">• Grab attention with a hook• Establish relevance• Explain the problem your research addresses• Make your thesis clear and simple	<ul style="list-style-type: none">• Describe your research's impact• Break it down concisely• Clarify technical terms	<ul style="list-style-type: none">• Restate your thesis• Emphasize the future of your research• Conclude memorably



Verbal Delivery: Using Your Voice

1

Avoid technical jargon

2

Use language you're comfortable with

3

Project your voice, but don't yell

4

Enunciate your words

Nonverbal Delivery: Using Your Space

Utilize

- Utilize appropriate hand gestures

Use

- Strategically use the space

Plan

- Plan body movement to emphasize key points

Emote

- Emote appropriately

Connect

- Connect with your audience through eye contact



Image by [Designecologist](#) is licensed under [Unsplash License](#)



We will see you there!

By appointment only!

Consultation Hours:

Mon. -Thurs. from 10am-6pm

Fridays from 10am-2pm

Sundays between 1-3pm

tutoring.fau.edu

General Classroom South (GCS) 225

fau.edu/speakingcenter





Q&A

Any questions?

