

5-30-13

FLORIDA ATLANTIC UNIVERSITY™

Graduate Programs—PROGRAM CHANGE REQUEST

UGPC APPROVAL _____
UFS APPROVAL _____
CATALOG _____

DEPARTMENT: **SCHOOL OF SOCIAL WORK**

COLLEGE: **CDSI**

PROGRAM NAME: **MASTER OF SOCIAL WORK (MSW)**

EFFECTIVE DATE

(PROVIDE TERM/YEAR)
FALL 2013

PLEASE EXPLAIN THE REQUESTED CHANGE(S) AND OFFER RATIONALE BELOW AND/OR ATTACHED:

The School of Social Work is updating its Master of Social Work (MSW) curriculum to meet the Council on Social Work Education (CSWE) accrediting requirements to prepare students for advanced entry into the social work profession. The curriculum provides MSW students the opportunity to meet educational qualifications for licensure in the State of Florida as a Licensed Clinical Social Worker (LCSW).






The degree requirement for the MSW is 60 semester credits. The program consists of the foundation curriculum (30 semester credits) and concentration curriculum (30 semester credits). A 30-credit Master of Social Work degree Advanced Standing program is available to a limited number of applicants who have earned their BSW degree from a CSWE-accredited program. The Advanced Standing students are required to complete the concentration curriculum (30 semester credits).

The MSW program is designed for full-time or planned part-time students. Full-time students take up to 15 credits each semester that includes classroom coursework and a field practicum (internship). The planned part-time program is designed for the student to take 6 to 9 credits each semester.

Once approved, it is requested that the curriculum changes be included in the catalog. See attached.

Faculty contact, email and complete phone number:
Elwood R. Hamlin II, Ph.D
ehamlin@fau.edu
7-2864

Consult and list departments that might be affected by the change and attach comments.

Approved by:
Department Chair: 
College Curriculum Chair: 
College Dean: 
UGPC Chair: 
Graduate College Dean: 
UFS President: _____
Provost: _____

Date:
8-5-12
8-5-13
8/5/13
9-10-13
9.12.13

Email this form and syllabus to UGPC@fau.edu one week before the University Graduate Programs Committee meeting so that materials may be viewed on the UGPC website prior to the meeting.

Current MSW Curriculum

The foundation curriculum provides students with a foundation of theoretical knowledge, practice skills and professional values necessary for delivering quality social work services. Currently the concentration curriculum provides an advanced level of knowledge and skill in the focus areas of children, adolescents and families; adults and families; or elders and families. The MSW student is required to select one focus area, which corresponds to the population with which they work in their concentration year field practicum. The following is the sequence of classes that full-time students currently take in their foundation and concentration years. Advanced standing students are required to take only the concentration year.

Foundation Year—Fall Semester	Foundation Year—Spring Semester
SOW 6305 Generalist Practice with Individuals	SOW 6324 Generalist Practice w/ Families & Groups
SOW 6306 Generalist Practice with Organizations	SOW 6235 Social Welfare History & Policy
SOW 6106 Human Behavior and the Soc. Env. 2	SOW 6105 Human Behavior and Soc. Env. 1
SOW 6404 Social Work Research	SOW 6132 Human Diversity or SOW 6296 Ethical Issues
SOW 6532 Found. Field Instruction & Seminar 1	SOW 6533 Found. Field Instruction & Seminar 2

Concentration Year—Fall Semester	Concentration Year—Spring Semester
SOW 6125 Psychopathology in Clinical SW Practice	SOW 6377 Administration and Supervision
SOW 6437 Advanced Evaluation for SW Practice	SOW 6536 Advanced Yr. Field Instruction 2
SOW 6535 Advanced Yr. Field Instruction 1	*SOW Required Concentration Course
*SOW Required Concentration Course	SOW Elective
SOW Elective	SOW Elective

*Required Concentration Courses	
Fall Semester—student selects one	Spring Semester—student selects one
SOW 6655 Advanced Theory and SW Practice with Children, Adolescents and Families	SOW 6605 Advanced Context of Social Work Practice within Healthcare
OR	OR
SOW 6348 Advanced Theory and SW Practice with Adults and Family	SOW 6243 Advanced Social Work Practice and Policy with Children and Families
OR	
SOW 6646 Advanced Theory and Social Work Practice with Elders and Families	

Proposed MSW Curriculum

The School of Social Work faculty, by a vote of 10 in favor and none opposed, propose modifications to the current curriculum. This proposed curriculum replaces classes focusing on executive functions such as administration, supervision and evaluation in order to provide students with a broader specialized knowledge and skill base in practice with children, adults and elders. As a result, the student is not limited to one focus area, but has the benefit of exposure to all three focus areas. Additionally, foundation students would be exposed to the Diagnostic and Statistical Manual of Mental Disorders in SOW 6125 Psychopathology in Clinical SW Practice to better meet the demands of their first field practicum.

The following is the proposed sequence of classes that full-time students would take in their foundation and concentration curriculum. Advanced standing students would be required to take only the concentration year, however, for these students only SOW 6125 Psychopathology in Clinical SW Practice would replace the fourth elective since this course is not offered in the BSW program.

Foundation Year—Fall Semester	Foundation Year—Spring Semester
SOW 6305 Generalist Practice with Individuals	SOW 6324 Generalist Practice w/ Families & Groups
SOW 6105 Human Behavior and Soc. Env. 1	SOW 6235 Social Welfare History & Policy
SOW 6106 Human Behavior and the Soc. Env. 2	SOW 6306 Generalist Practice with Organizations
SOW 6404 Social Work Research	SOW 6125 Psychopathology in Cl. SW Pract.
SOW 6532 Found. Field Instruction & Seminar 1	SOW 6533 Found. Field Instruction & Seminar 2

Concentration Year—Fall Semester	Concentration Year—Spring Semester
SOW 6348 Advanced Theory and SW Practice with Adults and Families	SOW 6655 Advanced Theory and SW Practice with Children, Adolescents, and Families
SOW 6646 Advanced Theory & Social Work Practice with Elders and Families	SOW 6605 Advanced Context of Social Work Practice within Healthcare
SOW 6535 Advanced Yr. Field Instruction 1	SOW 6536 Advanced Yr. Field Instruction 2
SOW Elective	SOW Elective
SOW Elective	SOW Elective

CURRICULUM COMPARISON

Current MSW Curriculum		Proposed MSW Curriculum
Foundation Year—Fall Semester		
SOW 6305 Generalist Practice with Individuals	SAME	SOW 6305 Generalist Practice with Individuals
SOW 6306 Generalist Practice with Organizations	CHANGE	SOW 6105 Human Behavior and Soc. Env. 1 <i>This course was originally offered in the spring semester.</i>
SOW 6106 Human Behavior and the Soc. Env. 2	SAME	SOW 6106 Human Behavior and the Soc. Env. 2
SOW 6404 Social Work Research	SAME	SOW 6404 Social Work Research
SOW 6532 Found. Field Instruction & Seminar 1	SAME	SOW 6532 Found. Field Instruction & Seminar 1
Foundation Year—Spring Semester		
SOW 6324 Generalist Practice w/ Families & Groups	SAME	SOW 6324 Generalist Practice w/ Families & Groups
SOW 6235 Social Welfare History & Policy	SAME	SOW 6235 Social Welfare History & Policy
SOW 6105 Human Behavior and Soc. Env. 1	CHANGE	SOW 6306 Generalist Practice with Organizations <i>This course was originally offered in the fall semester.</i>
SOW 6132 Human Diversity or SOW 6296 Ethical Issues <i>The course content for these classes is included in all SOW classes. These courses are now offered as electives.</i>	CHANGE	SOW 6125 Psychopathology in Clinical SW Practice <i>The course was originally offered in Concentration year but moved to Foundation year.</i>
SOW 6533 Found. Field Instruction & Seminar 2	SAME	SOW 6533 Found. Field Instruction & Seminar 2
Concentration Year—Fall Semester		
SOW 6125 Psychopathology in Clinical SW Practice <i>The course was moved to Foundation year.</i>	CHANGE	SOW 6348 Advanced Theory and Social Work Practice with Adults and Families <i>This course was one of 3 courses that students could choose as their Required Concentration Course in Fall. Now students will take all three practice courses.</i>
SOW 6437 Advanced Evaluation for SW Practice <i>Some of the course content will be offered in other SOW courses, however, due to the clinical focus of the proposed MSW curriculum, this course will be offered as an elective.</i>	CHANGE	SOW 6646 Advanced Theory & Social Work Practice with Elders and Families <i>This course was one of 3 courses that students could choose as their Required Concentration Course in Fall. Now students will take all three practice courses.</i>
SOW 6535 Advanced Yr. Field Instruction 1	SAME	SOW 6535 Advanced Yr. Field Instruction 1
*SOW Required Concentration Course <i>Students had the option to choose one of three courses, but now the proposed curriculum requires students to take all three practice courses.</i>	CHANGE	SOW Elective <i>An additional elective allows students to further focus their clinical knowledge on a specific population and/or subject.</i>
SOW Elective	SAME	SOW Elective
Concentration Year—Spring Semester		
SOW 6377 Administration and Supervision <i>Some of the course content will be offered in other SOW courses, however, due to the clinical focus of the proposed MSW curriculum, this course will be offered as an elective.</i>	CHANGE	SOW 6655 Advanced Theory and Social Work Practice with Children, Adolescents, and Families <i>This course was one of 3 courses that students could choose as their Required Concentration Course in Fall. Now students will take all three practice courses.</i>
SOW 6536 Advanced Yr. Field Instruction 2	SAME	SOW 6536 Advanced Yr. Field Instruction 2
*SOW Required Concentration Course <i>Students had the option to choose one of two courses in spring, but now the proposed curriculum requires students to take SOW 6605 while some content from SOW 6243 will be included in SOW 6655. SOW 6243 will be offered as an elective.</i>	CHANGE	SOW 6605 Advanced Context of Social Work Practice within Healthcare
SOW Elective	SAME	SOW Elective
SOW Elective	SAME	SOW Elective